



MODEL

I12 (i8)

SITUATION

Distribution of the following tools will be through the Automatic Tool Shipment Program. Additional tools may be ordered through your Regional Distribution Center (RDC). All prices in this bulletin are introductory prices and are only valid at the time of initial publication.

Important

Only properly trained personnel, who have passed all applicable technical training courses, should perform any maintenance or repairs on any Hybrid or Electric Vehicle. Work performed by unqualified persons may result in severe injury or damage to the vehicle. Additional information may be found in REP 61 00... Observe safety instructions when handling electric vehicles.



High-Voltage Battery Support
Order P/N 83 30 2 360 075
Price - \$179.23

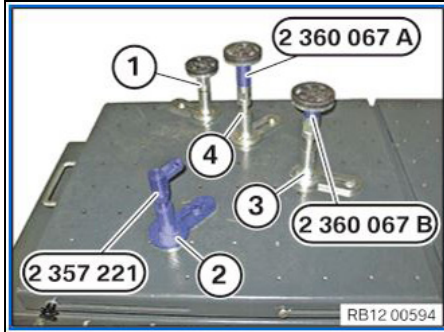


- This tool is used to support the HV battery when removing the front axle support.
- Use 4 M8 bolts (1) to attach the support (19 Nm torque).
- For complete repair information on this tool, refer to ISTA Repair Manual section 31 10 000.



Support Pins
Order P/N 83 30 2 360 067
Price - \$22.46


- The support pins (3 and 4) are used with the Mobile Lift Table ([B04 02 11](#)) to remove and install the electric machine.
- For complete repair information on this tool, refer to ISTA Repair Manual section 12 35 000.



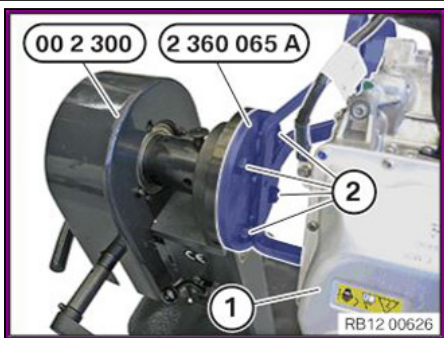
Distribution of the following tool will not be through the Automatic Tool Shipment Program. Tools may be ordered through your Regional Distribution Center (RDC). All prices in this bulletin are introductory prices and are only valid at the time of initial publication.



Support
 Order P/N 83 30 2 360 065
 Price - \$124.98



- The support (1) is mounted to the electrical machine for repair.



- The support is then bolted (2) to the engine stand (83 30 0 495 187 – 002 300).
- For complete repair information on this tool, refer to ISTA Repair Manual section 12 35 ...