



This Service Information bulletin replaces SI B11 15 16 dated August 2016

What's New:

- Models and affected production added


**MODEL**

F22 (2 Series Coupe)	F23 (2 Series Convertible)	F30 (3 Series Sedan)	F31 (3 Series Sports Wagon)
F32 (4 Series Coupe)	F33 (4 Series Convertible)	F34 (3 Series Gran Turismo)	F36 (4 Series Gran Coupe)
G12 (7 Series)	G30 (5 Series)	G32 (6 Series)	

With the B58M engine, produced up to September 2017 only.

**SITUATION**

Engine oil (1) can be seen leaking from the bottom of the turbocharger near the band clamp (2).



**CAUSE**


The turbocharger band clamp is loose.

**CORRECTION**

Tighten the turbocharger band clamp.

**PROCEDURE**


1. Remove the under body cover as per repair instruction 51 47 490 "Removing and installing/replacing underbody protection"
2. Inspect the oil supply and return lines for leakage, if not leaking continue with this procedure.




Remove the air filter box and locate the band clamp fastener (1). You will need the following tools: - 10 mm socket - Torque wrench capable of 8.5 Nm - T30 bit and a suitable holding tool. See next photo



Use a suitable tool to hold the T30 side of the band clamp fastener.



Hold the T30 stationary (1) and torque the 10 mm nut (2) to 8.5 Nm.



When the torque procedure is complete, measure the gap in the band clamp. The gap should NOT be less than 0.5 mm.  $A > 0.5$  mm If the clamp gap is less than 0.5 mm then the turbocharger will need replacement. Turbocharger replacement requires TC Authorization. Clean the engine oil residue with a suitable solvent and wipe it dry with a shop towel. Always wear eye and skin protection. Reassemble the vehicle.

1. If the engine oil leak is not resolved then the complete turbocharger will need to be replaced.
2. Turbocharger replacement requires TC Authorization.

## WARRANTY INFORMATION

Covered under the terms of the BMW New Vehicle Limited Warranty for Passenger Cars and Light Trucks.

<b>Defect Code:</b>	<b>11 65 90 48 00</b>	
---------------------	-----------------------	--

<b>Labor Operation:</b>	<b>Labor Allowance:</b>	<b>Description:</b>
00 64 140	Refer to AIR/KSD2	Torque the band clamp fastener (Main work)
Or:		
00 64 663	Refer to AIR/KSD2	Torque the band clamp fastener (Plus work – Vehicle is already

in the workshop)

Or:

Labor Operation:	Labor Allowance:	Description:
00 64 141	Refer to AIR/KSD2	Torque the band clamp fastener and replace the turbocharger (Main work)
Or:		
00 64 664	Refer to AIR/KSD2	Torque the band clamp fastener and replace the turbocharger (Plus work – Vehicle is already in the workshop)

Refer to AIR/KSD2 for the corresponding flat rate unit (FRU) allowances.

**Sublet**

Sublet reimbursement calculation for claiming the “used quantities” of repair-related bulk materials (BMW part numbers) is at dealer net plus your center’s handling.

Enter this material cost in sublet and itemize the amount on the repair order and in claim comment section.

**Overlapping Labor Procedure**

If invoicing the AIR/KSD2 flat rate labor operation codes for other repair work results in overlapping labor, for those flat rate labor operations that are affected, you are able to:

- Replace the stated AIR/KSD2 “FRU allowance” with a “reduced FRU value” to eliminate the overlapping labor.

For help in identifying the overlapping labor, please refer to the AIR FRU Plausibility Check (Overlapping Labor Tool) that is located in the AIR Client.

Eligible other repair work being claimed under a different defect code will require separate punch times.

On the repair order and in the claim comment section, please identify and itemize those labor operations being claimed with a “reduced FRU value.”

Posted: Thursday, January 31, 2019