




MODEL

G01 (X3)	G30 (5 Series)	G12 (7 Series)
----------	----------------	----------------

INFORMATION

The replacement in-tank fuel pump has an extra port and fuel line attached on the underside of the fuel pump/tank flange.




The replacement part is designed as a universal part for all Markets. The US market **does not** utilize the extra fuel line (1) that applies to the stationary or parked car heating – Option code SA 536A.

SITUATION

Modify the universal replacement fuel pump assembly to allow it to be correctly installed in a US market vehicle.


PROCEDURE

Follow Repair Instruction **16 14 090 Removing and installing/replacing delivery unit**. Modify the new fuel pump before installing into the fuel tank as follows:



Carefully cut the parked car heating line (1) from the underside of the fuel pump mounting flange (2) (this section of fuel line is no longer needed).

Remove the red cap from the auxiliary port (1).



Install the locking cap (PN 16 11 7 462 535) on to the open auxiliary port (1).

Continue with the installation of the new in-tank fuel pump.

PARTS INFORMATION

Part Number	Description	Quantity
Refer to ETK	Fuel pump	1
16 11 7 188 567	O-ring	1
16 11 7 462 535	Locking cap	1

WARRANTY INFORMATION

This service information bulletin provides technical, diagnostic and/or repair-related information.