



This Service Information bulletin replaces SI B33 03 15 **dated October 2015**

## What's New:

- Additional diagnostic steps (See Procedure)
- Additional labor operation for diagnosis

## MODEL

F85 – X5M

F86 – X6M

## SITUATION

There is an oil leak from the rear differential housing.

## CAUSE

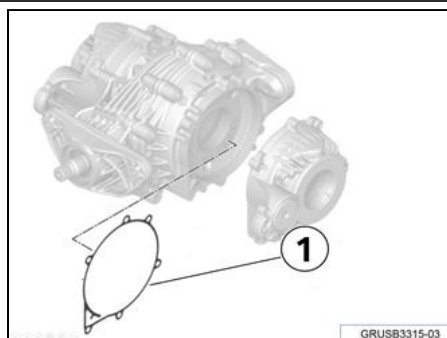
The liquid-type sealer used between the main differential housing and the outer superimposing gear units has failed.

## CORRECTION

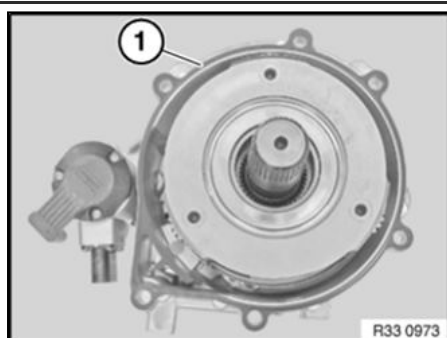
Replace the gaskets between the superimposing gear cases and the main differential housing.

## PROCEDURE

Clean off the rear differential and apply leak detecting powder spray (PN 83 19 2 358 648) to the differential at the side housings (superimposing gear units). Allow spray to dry and then carry out a test drive. Raise the vehicle and inspect for leaks. If the trace powder shows leaks from the side housings, replace the gaskets for the side housings.



Gaskets are available through EPC (PN 33 10 7 601 264) for resealing the superimposing gear cases to the main differential housing (1)




Both halves of the QMVH (1) will need to be resealed during the repair (do not repair only the side that is leaking).

Refer to the Repair Instruction **33 11 694 Overview of rear axle final drive (Dynamic Performance Control)** for complete resealing instructions.

## PARTS INFORMATION

Part Number	Description	Quantity
33 10 7 601 264	Gasket	2
33 11 7 525 064	Drain/Fill plug	6
33 20 7 572 716	Output shaft screws	12
33 20 7 850 144	Output shaft screw reinforcements	6
18 30 8 632 362	Exhaust clamp	2
18 20 7 524 215	Exhaust bracket bolts	4
07 11 9 905 528	Exhaust bracket bolts	2
07 14 3 413 174	Exhaust bracket nuts	4
33 12 7 607 158	Repair kit insert nut	1

### Bulk Materials

Part Number	Description	Quantity
83 19 2 358 648	 BMW Powder Spray (300ml)	As needed
07 51 2 293 972	Oil - Center differential (SAF-XO) (Synthetic OSP)	Up to 2 liters
83 12 0 445 832	Oil – Superimposing gear units (SAF-CARBON) (500 ml)	Up to 2 liters

## WARRANTY INFORMATION

Covered under the terms of the BMW New Vehicle Limited Warranty for Passenger Cars and Light Trucks or the BMW Certified Pre-Owned Program.

<b>Defect Code:</b>	<b>33 11 00 48 00</b>	
<b>Labor Operation:</b>	<b>Labor Allowance:</b>	<b>Description:</b>
33 10 018	Refer to KSD	Removing and installing rear axle differential
And:		
33 11 694	Refer to KSD	Sealing off rear axle differential

If you are using a Main labor code for another repair, use the Plus code labor operation 33 10 518 instead of 33 10 018.

Refer to KSD2/AIR for the corresponding flat rate unit (FRU) allowances.

And, as needed:

### Diagnosis

<b>Labor Operation:</b>	<b>Labor Allowance:</b>	<b>Description:</b>

<b>UPDATE!</b> 33 99 000	Work time (WT)	Checking for leaks with leak detection powder as described in this bulletin (Vehicle already in the workshop)
--------------------------	----------------	---

Work time labor operation code 33 99 000 is not considered a Main labor operation; however, it does require an individual punch time and an explanation on the repair order and in the claim comments section.

As, as necessary:

### **UPDATE!** Sublet – Bulk Materials

Sublet Code 4	See sublet reimbursement calculation below	Reimbursement for the repair-related bulk materials (BMW part numbers, please do not use these part numbers for claim submission)
---------------	--	---

Sublet reimbursement calculation for claiming repair-related bulk materials (BMW part number PN 07 51 2 293 972, 83 12 0 445 832 and 83 19 2 358 648) is at the dealer net price for the “quantities used” plus your center’s handling.

Enter this material cost in sublet and itemize the amount on the repair order and in claim comment section.

### **UPDATE!** Overlapping Labor Procedure – Other Repairs

If invoicing the KSD2 flat rate labor operation codes for other repair work results in overlapping labor, for those flat rate labor operations that are affected, you can now:

- Replace the stated KSD2 “FRU allowance” with a “reduced FRU value” to eliminate the overlapping labor.

For help in identifying the overlapping labor, please refer to the AIR FRU Plausibility Check (Overlapping Labor Tool) that is located in the AIR Client.

Eligible other repair work being claimed under a different defect code will require separate punch times.

On the repair order and in the claim comment section, please identify and itemize those labor operations being claimed with a “reduced FRU value.”

Posted: Thursday, March 8, 2018