



MODEL

G01 (X3)		
----------	--	--

SITUATION

A rattle noise can be heard in the lower B pillar area on either side while driving, mostly at highway speeds.

CAUSE







Nut(s) securing the underbody paneling bracket may be loose or missing.

CORRECTION

Re-torque loose and/or replace any missing underbody panel bracket nuts.

PROCEDURE

For conditions that are similar to the situation described:

	<p>1. Verify which side of the vehicle the noise is coming from (right or left). Lower the corresponding side's underbody panel as shown to the left to gain access to the bracket for the underbody panel.</p>
	<p> Note: The underbody panel does not need to be completely removed. It can be lowered to gain access without complete removal as shown in example photo 2.</p>
	<p>2. Inspect the plastic nuts securing the underbody panel bracket in the area shown in photos 2&3. Photo 3 shows an example of a bracket that is missing 1 of the plastic nuts.</p>
	<p>3. If either bracket nut is found to be loose or missing, re torque or install the plastic nut to 2.6 Nm. There should be 2 plastic nuts installed for each bracket as shown in example photo 4. Plastic nut PN 07 14 7 169 847</p>
	<p>4. Reinstall the underbody panel, torqueing the screws to 3 Nm.</p>

PARTS INFORMATION

Part Number	Description	Quantity
07 14 7 169 847	Plastic cap nut with washer	Up to 4

WARRANTY INFORMATION

Covered under the terms of the BMW New Vehicle Limited Warranty for Passenger Cars and Light Trucks.

Defect Code:	5171193700	
---------------------	-------------------	--

Repairing one side

Labor Operation:	Labor Allowance:	Description:
51 00 001	4 FRU	Work time for torquing and/or installing plastic nuts on one side (Main work)
Or:		
51 00 001	2 FRU	Work time for torquing and/or installing plastic nuts on one side (Plus work – Vehicle is already in the workshop)

Or:

Repairing both sides

Labor Operation:	Labor Allowance:	Description:
51 00 001	6 FRU	Work time for torquing and/or installing plastic nuts on both sides (Main work)
Or:		
51 00 001	4 FRU	Work time for torquing and/or installing plastic nuts on both sides (Plus work – Vehicle is already in the workshop)

Please ensure an explanation of this work is on the repair order and in the claim comments section.