



## MODEL

E82, E88 (1 Series) produced up to 3/2008

## SITUATION

A rattling noise may be heard when the armrest is folded down and the vehicle is driven over rough roads. The noise is eliminated if any downward pressure is placed on the armrest.

## CAUSE

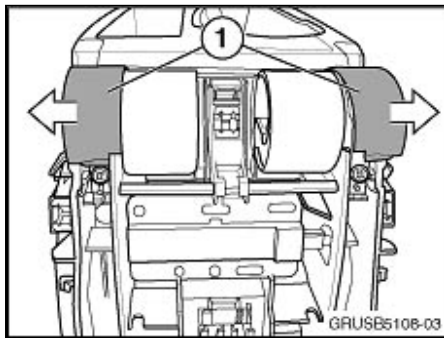
The limit stop on the armrest folding mechanism is not adequately damped.

## CORRECTION

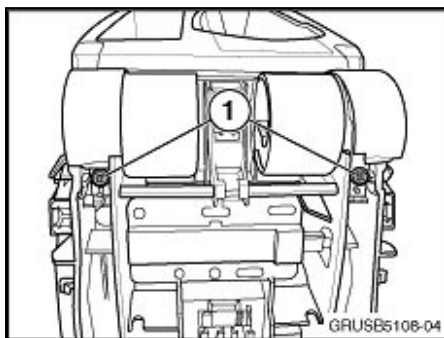
Add felt tape to the limit stops.

## PROCEDURE

1. Remove the armrest cover per Repair Instruction RA 51 16 196.



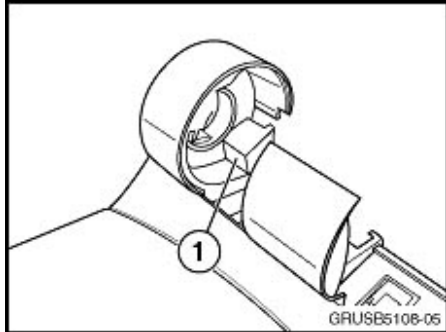
2. Press the lower edge of the hinge covers (1) outward from the bottom to release the lower part of the cover, as shown here on the right side cover.



3. Remove the fasteners for the retaining springs (1) and then remove the springs.

4. Fold up the armrest and pull it rearward to separate the two halves of the armrest.

5. Clean the vertical contact surface (1) to remove any grease that may be present. This should be done on both sides of the armrest.



6. Cut 2 felt strips to 10mm x 15mm.
7. Install 1 felt strip to each of the contact surfaces cleaned in step 5.
8. Apply Wurth Glide or a suitable alternative to the inside (concave) contact surface of the retaining springs.
9. Reinstall all components and ensure that the armrest moves up and down smoothly.

## PARTS INFORMATION

Part Number	Description	Quantity
61 13 6 908 716	Felt Tape	1

Wurth True Glide, article number 0893 989, may be used for this procedure.

For more information on this product, please visit [www.wurthusa.com](http://www.wurthusa.com) or call 1-800-WURTHUSA.

## WARRANTY INFORMATION

Covered under the terms of the BMW New Vehicle Limited Warranty.

**Defect Code:** 51 16 31 37 00

Labor Operation:	Labor Allowance:	Description:
51 99 00*	5 FRU	Work time allowance for adding felt tape to the limit stops on the armrest

\*Main Work - use this labor operation number when this is the only repair being performed, or if this is the main repair when performed along with other repairs at the same time. If this is not the main repair, refer to KSD for the associated (+) labor operation code.

Sublet Code \$1 4\*\* \*\* Reimbursement of up to the amount listed may be charged to sublet code 4 for the PART NAME (P/N 61 13 6 908 716) required to perform this repair. Claiming this part number outside of sublet code 4 will result in a delayed or denied claim payment.