



MODEL

115 (I8 Roadster)			
-------------------	--	--	--

SITUATION

There is a plastic or petroleum odor inside the vehicle. The odor may be strongest in the area of the luggage compartment.


CAUSE

Plastic components inside the tailgate are not sealed off from the vehicle interior.

CORRECTION

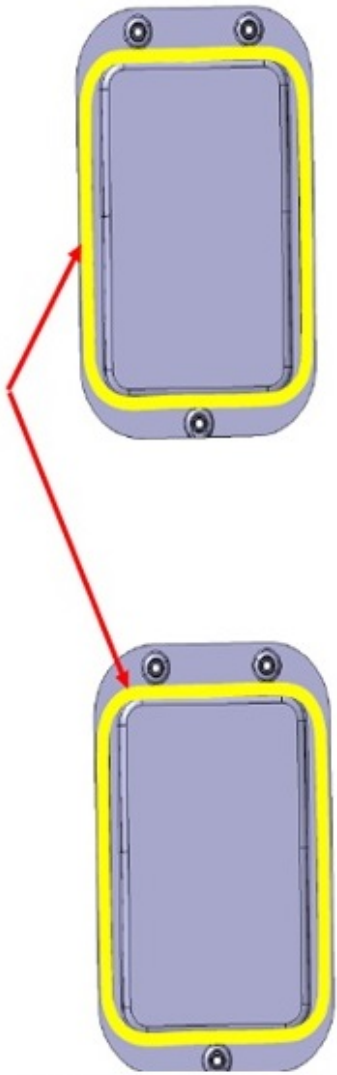
Seal the tailgate access covers.

PROCEDURE

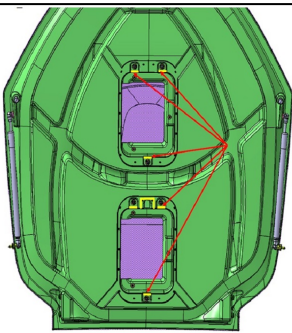


1. Remove both tailgate access covers by removing 3 screws from each access cover.

2. Apply a strip of 4mm thick butyl rope PN 83 22 2 159 535 to both access covers. The strip should be continuous around the access covers, placed to the inside of the bolt holes as seen to the left.



GRUSB5118-141



GRUSB5118-142

3. As shown in the photo to the left, apply short strips of the butyl rope to the displayed locations on the tailgate to seal around the bolt holes.

4. Reinstall the access covers and torque to 3nm.

PARTS INFORMATION

Part Number	Description	Quantity
83 22 2 159 535	Butyl Cord	As needed

WARRANTY INFORMATION

Covered under the terms of the BMW New Vehicle Limited Warranty for Passenger Cars and Light Trucks.

Defect Code:	5143144100	
Labor Operation:	Labor Allowance:	Description:
51 99 000	7 FRU	Work time to remove and reseal both tailgate access covers (Main work)
Or:		
51 99 000	5 FRU	Work time to remove and reseal both tailgate access covers (Plus work)

And:

Sublet – Bulk Materials

Sublet Code 4	See the sublet reimbursement calculations below	Reimbursement for the repair-related bulk material (Do not use part number for claim submission)
----------------------	---	--

Sublet reimbursement calculation for claiming the applicable repair-related bulk material (BMW part numbers) is at the dealer net price for the “quantity used” plus your center’s handling.

Enter this material cost in sublet and itemize the amount on the repair order and in claim comment section.