





MODEL

E-Series	Model Description	Production Date	Affected Option Code
G01	X3 Sports Activity Vehicle	Vehicles produced up to May 3 2021	Vehicles with standard equipment and optional equipment SA488 Lumbar support Driver/Passenger
G02	X4 Sports Activity Coupe		
G20	3 Series Sedan		
G22	4 Series Coupe		
G23	4 Series Convertible		
G26	4 Series M Coupe		

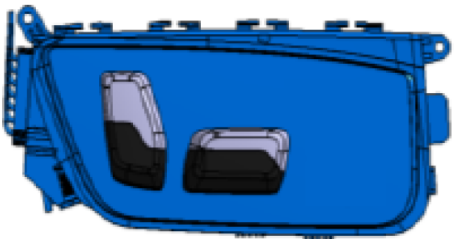
SITUATION

	The customer may notice that there are blank plugs on the seat adjustment cover plate. This may be found on the driver and passenger side. The plug may not match in color and/or surface finish.
	There may be one or two plugs.

CAUSE

Due to a production adjustment at the vehicle plant, the control unit seat adjustment front seat is equipped with a blank plug. This was eliminated in vehicles as of May 3, 2021 production.

CORRECTION

	<p>If the customer has a concern about this issue (for example, the color and/or surface finish difference of the blank plugs), replace the seat adjustment front seat control unit.</p> <p>The replacement part does not have any blank plugs</p>
---	---

PROCEDURE

Follow ISTA Repair Instructions **REP 61 31 204** Replacing operating unit for seat adjustment.

PARTS INFORMATION

Obtain and confirm the part numbers for your specific vehicle by entering the chassis number in either ETK or AIR which takes into account specific equipment and/or options.

CLAIM INFORMATION

Covered under the terms of the BMW New Vehicle Limited Warranty for Passenger Cars and Light Trucks.

Defect Code:	6130377800	Switch / control panel for front seat adjustment poor surface finish
--------------	------------	--

Refer to AIR for the corresponding flat rate unit (FRU) allowance.

Operation	Description	Labor Allowance
61 31 204	Replacing operating unit for seat adjustment (Main work)	Refer to AIR
Or:		
61 31 640	Replacing operating unit for seat adjustment (Plus work)	Refer to AIR

If you are using a Main labor code for another repair, use the Plus code labor operation 61 31 640 instead of 61 31 204.

Based on which one applies to your center, please refer to [SI B01 01 20](#) or [B01 07 20](#) for the applicable procedure for documenting, claiming, and explaining, on the RO and in the claim comments, your diagnosis work time (WT), job/repair work time (WT), and the vehicle repairs your center performed, unless otherwise required by State law.

[QUESTIONS REGARDING THIS BULLETIN](#)

Technical inquiries	Submit feedback at the top of this bulletin
Warranty inquiries	Please contact the Warranty department by either using the Live Chat that's available in the Warranty Documentation Portal or through IDS by selecting Coverage, Policy, Coding Questions and Mileage Corrections
Parts inquiries	Submit an IDS ticket to the Parts Department