




MODEL

E-Series	Model Description
G23	4 Series Convertible



SITUATION

Damage is present on the headliner in the area shown below. This can occur on one or both sides.



CAUSE

The headliner is rubbing against a sharp edge of the trim and body at points 1 and 2.




CORRECTION

Smooth the sharp edges of trim/body which are causing the damage. Replace the front headliner.

PROCEDURE

The following procedure must be completed on both sides of the vehicle.




1. Inspect area 1 shown to the left for signs of burrs or sharp edges (red lines).

- Smooth any sharp edges of the trim using a file or sandpaper.
- If the expanding rivet (blue circle) has any burr or sharp edges, replace it using PN 07 14 7 401 727.

2. Inspect the body in area 2 for any sharp edges or burrs. If found, smooth the sharp edges using a file.

Note: If smoothing the edges results in going completely through the paint finish to metal, you must touch up the paint using the applicable color paint touch up stick.



3. Replace the front headliner following repair instructions **REP 54 34 131** “Remove and install/replace both front headlinings”.

PARTS INFORMATION

Obtain and confirm the part numbers for your specific vehicle by entering the chassis number in either ETK or AIR which takes into account specific equipment and/or options.

Part Number	Description	Quantity
Refer to AIR/ETK	Repair kit headliner side section front	1
Refer to AIR/ETK	Attachment set headliner side (vorne)	1
07 14 7 401 727	Expanding Rivet	Up to 2 if necessary
Refer to AIR/ETK	Touch up stick (vehicle color when applicable)	1 is sublet

CLAIM INFORMATION

Covered under the terms of the BMW New Vehicle Limited Warranty for Passenger Cars and Light Trucks.

Defect Code:	5431122900	Headliner, convertible top Sticking/jammed
---------------------	-------------------	---

Refer to AIR for the corresponding flat rate unit (FRU) allowance.

Operation	Description	Labor Allowance
54 34 131	Remove and install/replace both front headlinings (Main work)	Refer to AIR
Or:		
54 34 631	Remove and install/replace both front headlinings (Plus work)	Refer to AIR
And:		
54 99 000	Work time to smooth any burrs and treat paint if necessary	2 FRU

If you are using a Main labor code for another repair, use the Plus code labor operation 54 34 631 instead of 54 34 131.

Work time labor operation code 54 99 000 is not considered a Main labor operation.

And, if the customer is given the paint touch-up stick:

Sublet (RO and Claim Comments Required)

Sublet Code 4	See the sublet reimbursement calculations below	Reimbursement for the repair-related paint touch-up stick (Do not use the BMW part number for claim submission)
--------------------------------	---	---

Sublet reimbursement calculation for claiming the repair-related paint touch-up stick (BMW part number) is at the dealer net price at a quantity of one (1) plus your center's handling.

Enter this material cost in sublet and itemize the amount on the repair order and in claim comment section.

Based on which one applies to your center, please refer to [SI B01 01 20](#) or [B01 07 20](#) for the applicable procedure for documenting, claiming, and explaining, on the RO and in the claim comments, your diagnosis work time (WT), job/repair work time (WT), and the vehicle repairs your center performed, unless otherwise required by State law.

QUESTIONS REGARDING THIS BULLETIN

Technical inquiries	Submit feedback at the top of this bulletin
Warranty inquiries	Please contact the Warranty department by either using the Live Chat that's available in the Warranty Documentation Portal or through IDS by selecting Coverage, Policy, Coding Questions and Mileage Corrections
Parts inquiries	Submit an IDS ticket to the Parts Department