





This Service Information bulletin supersedes SI B65 17 17 **dated October 2017**.


What is new

- Model: adding G01 and G32.
- Situation: Adding a new fault code 9309ED.
- Cause: adding after replacing part for any other repair
- Correction: Recommended to follow the attached procedure
- Procedure: adding the new procedure with ISTA4.
- Warranty: Entire section updated

MODEL


G12 (7 Series)	G30 (5 Series Sedan)	 G01 (X3)	 G32 (6 Series Gran Turismo)
----------------	----------------------	--	---

SITUATION

After programming the vehicle, the front passenger seat occupancy mat control unit ACSM5 (Advance Crash Safety Module) stores a fault code: 

- **930A16** – “ODS system: Front passenger seat occupancy mat: Replacement part: Encoding required” stored in memory.
- **9309ED** – “ODS-System: seat occupancy sensor Passenger: not yet enabled”

CAUSE

- Software error with ISTA 4 or; 4.06.x and 4.07.x 
- After replacing a new Parts for another complaint and the fault code is present

Software error with ISTA 4.06.x and 4.07.x

CORRECTION

Connect the vehicle with ISTA and enable the front passenger seat occupancy mat. Follow the attached procedure.

PROCEDURE

Parts replacement will not improve the situation and is not recommended.

Connect the vehicle with ISTA4 and follow the attached procedure. The fault will be deleted and recheck operation.

WARRANTY INFORMATION

Covered under the terms of the BMW New Vehicle Limited Warranty for Passenger Cars and Light Trucks.

Vehicle Returns to the Workshop

Defect Code:	6577060200	
Labor Operation:	Labor Allowance:	Description:
00 00 006	Refer to KSD2	Performing "vehicle test" (with vehicle diagnosis system – checking faults) (Main work)
Or:		
00 00 556	Refer to KSD2	Performing "vehicle test" (with vehicle diagnosis system – checking faults) (Plus work)
And:		
61 21 528	Refer to KSD2	Connect an approved battery charger/power supply (indicated in KSD 2 as Charging battery)

If you are using a Main labor code for another repair, use the Plus code labor operation 00 00 556 instead of 00 00 006.

And, additionally for the:

e-Vehicles

Labor Operation:	Labor Allowance:	Description:
61 25 910	Refer to KSD2	Recharging high-voltage battery unit (to high voltage charging socket)

And, for:

DTC 0x9309ED

Labor Operation:	Labor Allowance:	Description:
61 00 006	3 FRU	Performing vehicle diagnosis – test module (Enable the front passenger seat occupancy mat with the service function)

Or, for:

DTC 0x930A16

Labor Operation:	Labor Allowance:	Description:
61 00 006	5 FRU	Performing vehicle diagnosis – test module (Enable the front passenger seat occupancy mat with the service function)

Vehicle is still in the Workshop (Associated Work):

Defect Code:	Refer to KSD2	Defect Code that applies to the repair work which necessitated the following additional work procedure to be performed
---------------------	----------------------	---

Additionally, for

DTC 0x9309ED

Labor Operation:	Labor Allowance:	Description:
61 00 006	3 FRU	Performing vehicle diagnosis – test module (Enable the front passenger seat occupancy mat with the service function)

Or, additionally for:

DTC 0x930A16

Labor Operation:	Labor Allowance:	Description:
61 00 006	5 FRU	Performing vehicle diagnosis – test module (Enable the front passenger seat occupancy mat with the service function)

Refer to KSD2 for the corresponding flat rate unit (FRU) allowances.

Work time labor operation code 61 00 006 is not considered a Main labor operation. Also, since the “work time” FRU allowance to be claimed is specified, a separate punch time is not required.

Please state the fault code being addressed on the repair order and in the claim comment section.

Posted: Wednesday, November 22, 2017

ATTACHMENTS

View PDF attachment [B651717 ISTA Procedure](#).