



### CHECK CONTROL MESSAGE BMW DIGITAL KEY

This Service Information bulletin supersedes SI B64 019 dated February 2019.

Whats new:

- Procedure and Cause 2 updated

## Model

G05 (X5 Sports Activity Vehicle)	G07 (X7 SAV)	G14 (8 Series Convertible)	G15 (8 Series Coupe)
G20 (3 Series Sedan)	G29 (Z4 Roadster)		

Produced thru June 30, 2019

## Situation

After exchanging the Body Domain Controller (BDC), the digital keys are no longer correctly displayed in the vehicle's Central Information Display.

When using the vehicle, a Check Control Message "Digital Key will expire soon" appears. However, the digital keys still function.

Background:

The digital key can be utilized to unlock and start the vehicle instead of the traditional remote control key, and be in the form of:

- Factory-provided near-field communication (NFC) key card
- Samsung® smartphone



Note: This situation only affects vehicles with an Integration level (I-level) lower than S18A-19-07-5xx.

## Cause

### Cause 1:

The BMW center did not delete all keys and order a card before replacing the BDC.

- Permanent CCM 'Digital Key will expire soon'
- Key list is not fully displayed

### Cause 2:



The customer deletes the digital keys after a new BDC was installed.

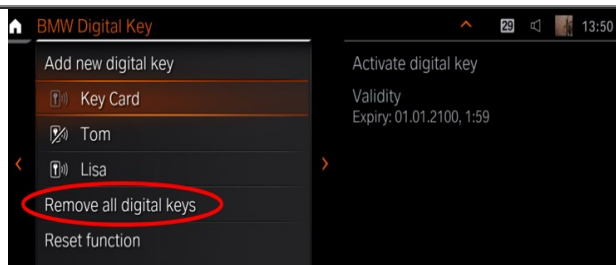
- Customer no longer has a key in the smartphone app
- Newly installed BDC still displays keys which do not work

### Cause 3:

With the new BDC, the CCM 'Digital Key will expire soon' is displayed when the NFC card is used.

## Procedure

Read out the I-level of the vehicle to confirm it is lower than S18A-19-07-5xx.



### For Cause 1:

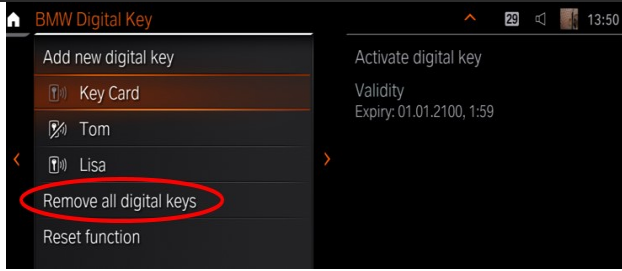
- Delete all keys in the Control Display, per the path-CAR->Settings->Door/Access->BMW Digital Key-> Remove all digital keys (circled).

GRUSB6619-02

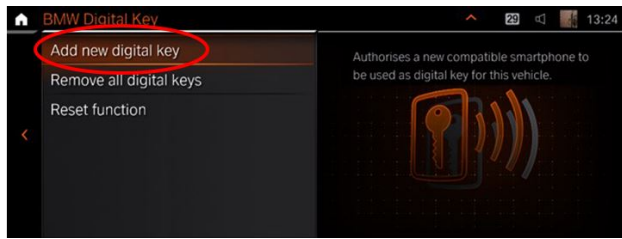


Note: The vehicle **remote control key** must be inside the vehicle to delete all digital keys

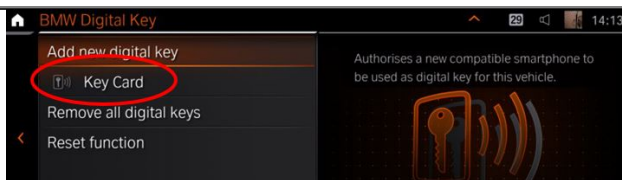
- Order a **new** NFC card. Add it to the vehicle per Cause 3.



GRUSB6619-02



GRUSB6619-03



GRUSB6619-04

For **Cause 2:** **UPDATE!**  
Delete all keys (circled) in the Control Display using the path from Cause 1.

- Customer can issue a new digital key via the app
- Place the **new** NFC card on the NFC holder in the center console, if a new BDC is installed

For **Cause 3:**  
Order a new NFC card.

Attention: the new card must be placed on the NFC holder for activation **after** the installation of the new BDC.

## Parts Information

Obtain the part numbers for your specific vehicle by entering the chassis number in ETK which takes into account specific equipment and/or options.

Part Number	Description	Quantity
Per ETK	NFC Card, determined per Cause 3	1

## Warranty Information

Covered under the terms of the BMW New Vehicle Limited Warranty for Passenger Cars and Light Trucks.

<b>Defect Code:</b>	61 38 27 02 00	BDC Body Domain Controller software error/internal equipment fault
---------------------	----------------	--

Labor Operation:	Labor Allowance:	Description:
00 00 006	Refer to AIR/KSD2	Performing "vehicle test" (with vehicle diagnosis system – checking faults) (Plus work)
And:		
61 99 000	3 FRU	Work time to set up digital keys in vehicle

Refer to the previous replacement repair of the BDC as the Main labor operation. If you are using a Main labor code for another repair, use the Plus code labor operation 00 00 006 instead.

**\*IMPORTANT:**

As with all work that is reimbursed by BMW, the repair order, time recording, and record keeping requirements outlined in the Warranty Policy and Procedures Manual must be strictly observed.  
Quality Certification I payments are subject to audit.